

PROVIDER PORTAL

Provider Portal Overview

A series of light gray, wavy, horizontal lines that create a sense of motion and depth, filling the central area of the page.

View in the help center:
<https://bitwarden.com/help/providers/>

 Tip

Interested in becoming a Provider? To get started, we ask that:

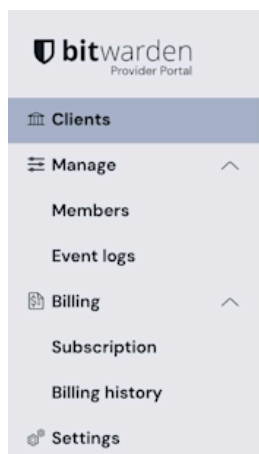
- Your business has an active Enterprise organization.
- Your business has a client ready to be onboarded under your Provider.

Become a partner

Providers are administration entities in Bitwarden that allow managed service providers (MSPs) and resellers to create and manage any number of [client organizations](#) on behalf of individual business customers. Client organization management is easily accessible through the **Provider Portal**, available through the product switcher.

Product switcher – Provider Portal

The Provider Portal is an all-in-one management experience that enables providers to manage customers' Bitwarden organizations at scale. The Provider Portal streamlines administration tasks by centralizing a dedicated space to access and support each client, or to create a new one:



Clients

 + Add

| Client | Assigned | Used | Remaining | Plan |
|--|----------|------|-----------|------------|
| MC My Client's Organization | 3 | 1 | 2 | Enterprise |
| SC Second Client's Organization | 3 | 1 | 2 | Enterprise |
| TC Third Client's Organization | 2 | 1 | 1 | Enterprise |

Provider Portal

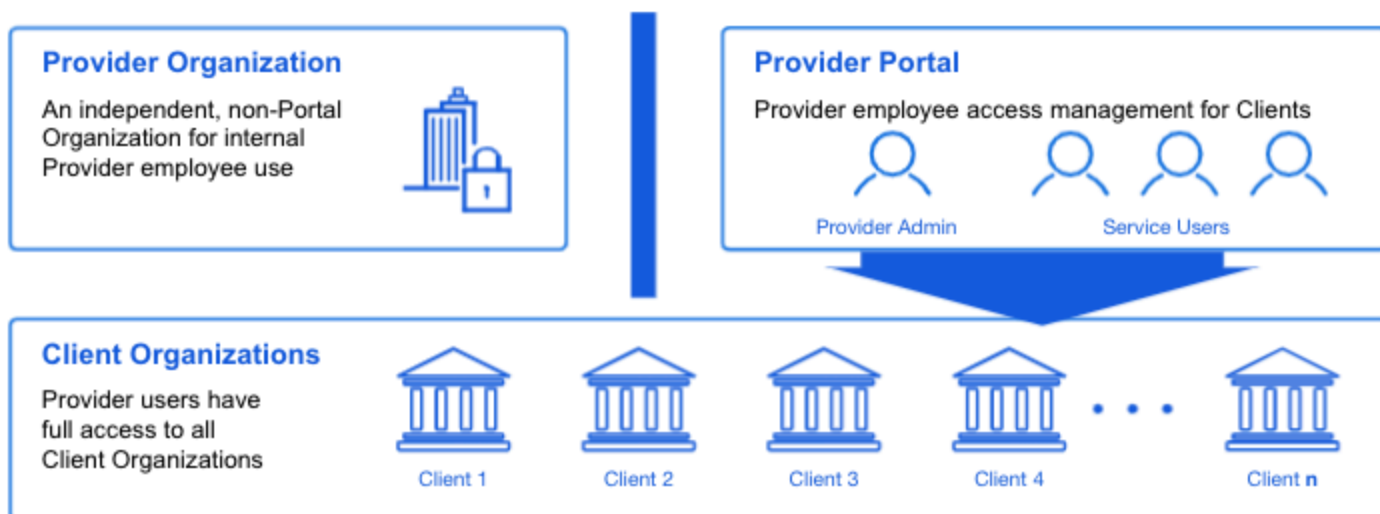
Providers are built with two distinct user types:

- **Service users** can administer [client organizations](#).
- **Provider admins** can administer [client organizations](#) and administer the Provider itself, including adding new service users to the team.

Client organizations

Client organizations are any [organization](#) that is attached to or administered by a [Provider](#). To your customers, there's no difference between a "client" organization and a "regular" organization except for who is conducting administration. All Provider members have access to all client organizations:

Before contacting Bitwarden to enable the Provider Portal, deploy an internal Provider Organization and prepare your Client(s).



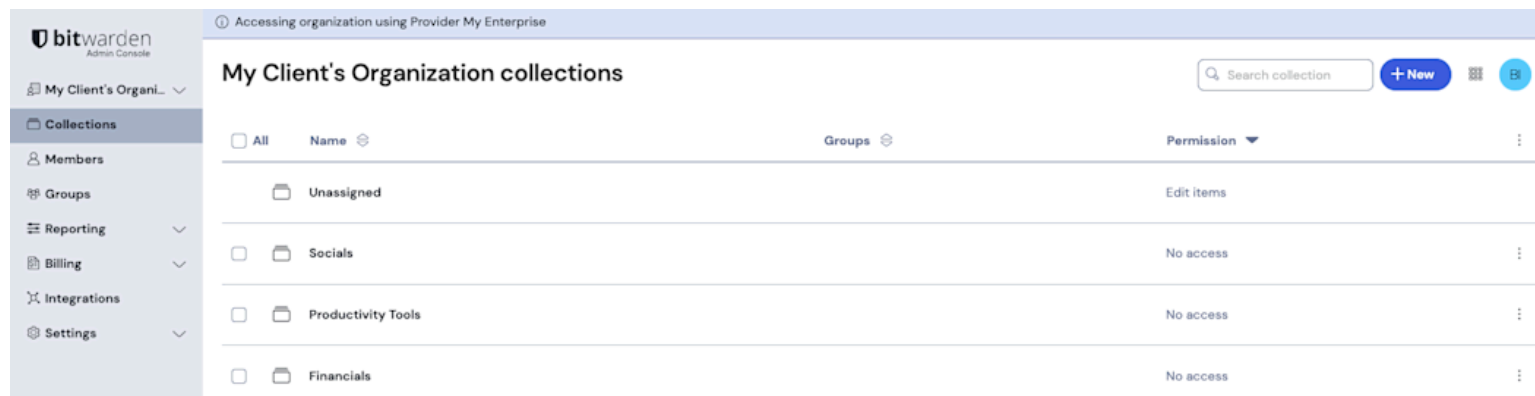
Structure of a Provider

Note

As denoted in the above diagram, if Providers want to use an [organization](#) to manage their own credentials, they **should not** include it as a client organization that is administered by the Provider.

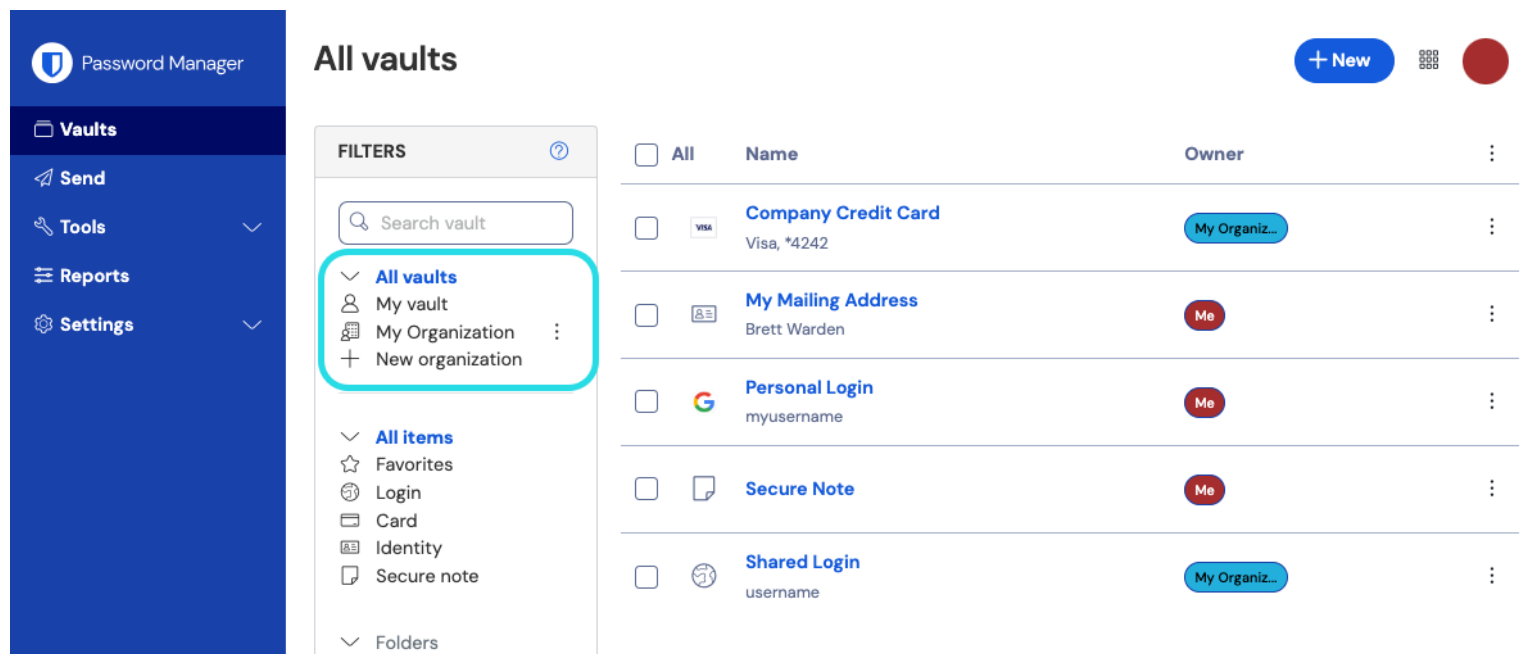
Creating an independent organization for this case will ensure users can be given the appropriate [user types and access controls](#) over credentials.

Organizations relate Bitwarden users and vault items together for [secure sharing](#) of logins, cards, notes, and identities. Organizations have a unique view, the Admin Console, where Provider service users can manage the organization's collections, manage members and groups, run reporting, import data, and configure organization settings:



Client organization vault

Members of a client organization (such as your customer's end-users) will find shared items in their **Vaults** view alongside individually-owned items, as well as several methods for filtering the item list to only organization items or items in particular [collections](#):



Organization-enabled vault

Once you have [contacted us](#) and been setup with a Provider by a member of the Bitwarden team, [start a client organization](#).

